

MELTECA®



COMMERCIAL COLOUR RANGE






MELTECA® COMMERCIAL COLOUR RANGE takes the hard work out of colour schemes. The simple palette reflects current trends, combining prints and solids that are easy to mix and match. Colours come in a large sized Decorated Board (1830mm width) perfect for commercial use and coordinated PVC Melteca Edging is also available. With a spectrum of modern choices, the Melteca Commercial Colour Range can help you create impressive interiors every time.




# MELTECA® COMMERCIAL COLOUR RANGE




Snowdrift



Warm White




Mist



Seal Grey



Gentle Beige




Antique Wiluna White



Bliss Shitake



Silver Strata



Rock Salt



Dansk Maple




Oyster Linea



Oyster



Refined Oak



Spring Maple



Golden Beech




NZ Tawa




Zincworks



Brushed Silver



Velveteen



Dark Oak



Bliss Cinder



Storm



Black



MELTECA®



**INFORMATION** Visit [melteca.co.nz](http://melteca.co.nz)  
for colour and design tips, technical  
information, care, maintenance and more.

**ENQUIRIES** Call 0800 303 606

**SAMPLES** Call 0800 99 99 39

**WARRANTY** 7 year limited warranty.  
Visit [melteca.co.nz](http://melteca.co.nz) to find out more.



For a free sample call 0800 99 99 39

For more information visit [melteca.co.nz](http://melteca.co.nz) or call 0800 303 606

Melteca® Decorated Boards are Environmental Choice New Zealand Certified Products. Melteca® is marketed, manufactured and distributed by Laminex New Zealand a member of the Fletcher Building Group. The colours of the photographs and swatches depicted in this brochure are as close to the Melteca range as modern photographic, lighting and printing processes allow. The colour/finish combinations shown are available at the time of publication, but are subject to availability and may be withdrawn at any time. Melteca is no different from any other material in that darker colours and gloss finishes will always show scratches and superficial wear and tear more readily than lighter colours or lower gloss finishes. Such surfaces require more care and maintenance and Laminex New Zealand recommends the use of laminate cleaning products (or mild household cleaning products). Please visit our website, [melteca.co.nz](http://melteca.co.nz), for specific care and cleaning information. Note that in certain lights or from different angles wipe down marks may be visible after cleaning. Melteca should be protected from strong direct sunlight as continuous exposure may cause discoloration or fading to the surface over time. When ordering a décor for one job we recommend using the same sheet size (i.e. all 1220mm wide or 1830mm wide) due to the slight colour variances that can occur between different paper runs. Please obtain a copy of the terms and conditions of the Melteca 7 Year Limited Warranty from Laminex New Zealand or visit [melteca.co.nz](http://melteca.co.nz). This warranty is in addition to any rights that may exist under the Consumer Guarantees Act (1993).